



Estimates of Household Wealth and Financial Access In Webster Parish, LA

Asset Poverty

33.2%

Percentage of households without sufficient net worth to subsist at the poverty level for three months in the absence of income, 2011.

Liquid Asset Poverty

47.7%

Percentage of households without sufficient liquid assets to subsist at the poverty level for three months in the absence of income, 2011.

Unbanked

11.6%

Percentage of households with neither a checking nor savings account, 2013.

Underbanked

20.3%

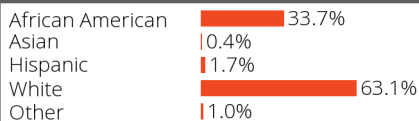
Percentage of households that have a checking and/or a savings account and have used alternative financial services in the past 12 months, 2013.

Demographics

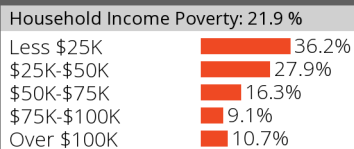
Population
41,039

Households
15,980

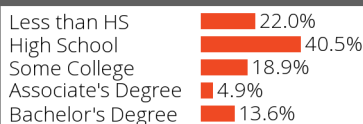
RACE & ETHNICITY



HOUSEHOLD INCOME



EDUCATIONAL ATTAINMENT



HOUSING TENURE



Source: Census Bureau, 2009-2013 American Community Survey

Webster Parish & Surrounding Areas

Geography	Asset Poverty	Liquid Asset Poverty	Unbanked	Underbanked
Webster Parish	33.2%	47.7%	11.6%	20.3%
Louisiana	23.6%	49.9%	13.9%	24.5%

SOURCE: Asset Poverty & Liquid Asset Poverty: 2015 Assets & Opportunity Scorecard, Census Bureau, Survey of Income and Program Participation (SIPP), for US and States (excluding AK, DC, SD, WY). **Unbanked and Underbanked:** 2013 FDIC National Survey of Unbanked and Underbanked Households, for US, States, DC and 69 largest MSAs. **Local Estimates:** Estimates at smaller geographies are derived from CFED's statistical modeling process using the FDIC or SIPP and 2008-2012 or 2009-2013 American Community Survey data. The figures are geographic estimates and are not meant to directly reflect the FDIC or SIPP data.

Caution should be used in interpreting the local estimates as the statistical model is based on national surveys of fewer than 50,000 households.

See localdata.assetsandopportunity.org/methodology for more information.